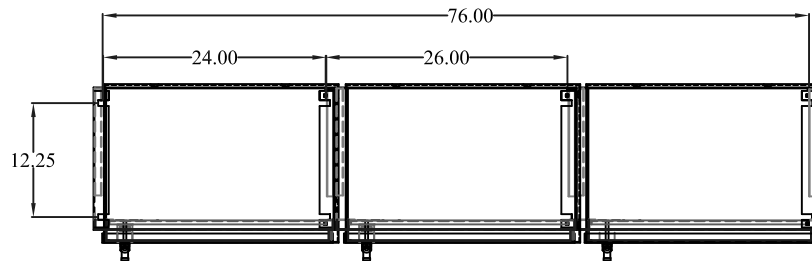
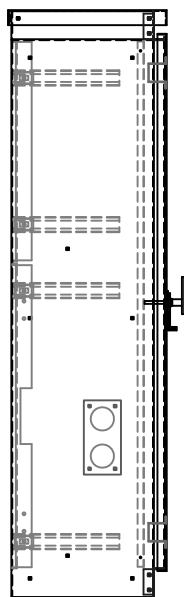


PLAN VIEW

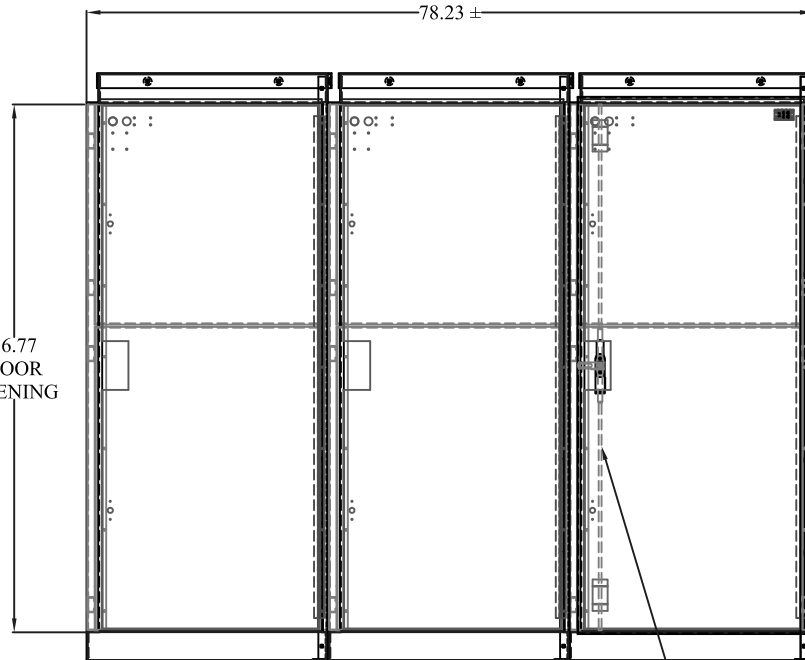


56.77  
DOOR  
OPENING



LEFT SIDE VIEW

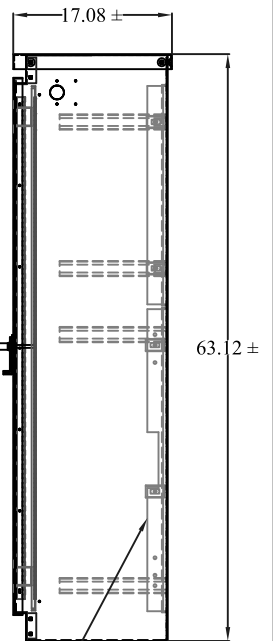
78.23 ±



FRONT VIEW

EXT. T-HANDLE  
3-POINT LATCH  
TYPICAL

ADJUSTABLE  
BACKPAN



RIGHT SIDE VIEW

### SPECIFICATIONS

- \* 12 GA. NEMA 3R CONSTRUCTION
- \* POLYESTER POWDER-COATED FINISH  
EXCEEDS ASTM B-117 SPECIFICATIONS
- \* FABRICATED FROM CORROSION-RESISTANT  
ZINC COATED STEEL
- \* AVAILABLE IN ALUMINUM & STAINLESS STEEL

- \* LIGHT GREEN COLOR NO. 14672 PER  
FEDERAL SPECIFICATIONS 595 -
- \* ALL FACTORY WIRING 600 VOLT RATED COPPER
- \* ALL COMPONENTS UL LISTED
- \* ALL EXTERIOR DOORS AND COVERS PADLOCKABLE
- \* UTILITY COVERS SEALABLE